



AUDIO INTERFACE CARD / CARTE INTERFACE AUDIO
TARJETA INTERFAZ DE AUDIO / CARTÃO DE INTERFACE DE ÁUDIO
КАРТА АУДИОИНТЕРФЕЙСА / 音频界面卡 / 音訊介面卡
오디오 인터페이스 카드 / オーディオインターフェースカード

PY64-D

- EN** Owner's Manual
- DE** Benutzerhandbuch
- FR** Mode d'emploi
- ES** Manual de instrucciones
- PT** Manual do Proprietário
- IT** Manuale di istruzioni
- RU** Руководство пользователя
- ZH-CN** 使用说明书
- ZH-TW** 使用說明書
- KO** 사용설명서
- JA** 取扱説明書

English

Deutsch

Français

Español

Português

Italiano

Русский

简体中文

繁體中文

한국어

日本語

COMPLIANCE INFORMATION STATEMENT
(Supplier's declaration of conformity procedure)

Responsible Party: Yamaha Corporation of America

Address: 6600 Orangethorpe Avenue, Buena Park, CA. 90620, U.S.A.

Telephone: 714-522-9011

Type of Equipment: Audio Interface Card

Model Name: PY64-D

This device complies with Part 15 of the FCC Rules.

Operation is subject to the following two conditions:

- 1) this device may not cause harmful interference, and
- 2) this device must accept any interference received, including interference that may cause undesired operation.

(529-M02 FCC sdoc YCA 02)

CAN ICES-3 (B)/NMB-3(B)

(530-M02 ICES class B 01)

FCC INFORMATION (U.S.A.)

1. IMPORTANT NOTICE: DO NOT MODIFY THIS UNIT!

This product, when installed as indicated in the instructions contained in this manual, meets FCC requirements. Modifications not expressly approved by Yamaha may void your authority, granted by the FCC, to use the product.

2. IMPORTANT: When connecting this product to accessories and/or another product use only high quality shielded cables. Cable/s supplied with this product MUST be used. Follow all installation instructions. Failure to follow instructions could void your FCC authorization to use this product in the USA.

3. NOTE: This product has been tested and found to comply with the requirements listed in FCC Regulations, Part 15 for Class "B" digital devices. Compliance with these requirements provides a reasonable level of assurance that your use of this product in a residential environment will not result in harmful interference with other electronic devices. This equipment generates/uses radio frequencies and, if not installed and used according to the instructions found in the users manual, may cause interference harmful to the operation of other electronic devices. Compliance with FCC regulations does not guarantee that interference will not occur in all installations. If this product is found to be the source of interference, which can be determined by turning the unit "OFF" and "ON", please try to eliminate the problem by using one of the following measures:

- Relocate either this product or the device that is being affected by the interference.
- Utilize power outlets that are on different branch (circuit breaker or fuse) circuits or install AC line filter/s.
- In the case of radio or TV interference, relocate/reorient the antenna. If the antenna lead-in is 300 ohm ribbon lead, change the lead-in to co-axial type cable.

If these corrective measures do not produce satisfactory results, please contact the local retailer authorized to distribute this type of product. If you cannot locate the appropriate retailer, please contact Yamaha Corporation of America, 6600 Orangethorpe Avenue, Buena Park, CA 90620, U.S.A.

The above statements apply ONLY to those products distributed by Yamaha Corporation of America or its subsidiaries.

(529-M04 FCC class B YCA 02)

Contents

PRECAUTIONS	5
Introduction	8
Intended User.....	8
Intended Usage.....	8
Accessories.....	8
Available Documentation	8
Firmware Updates.....	8
About Dante	8
Source Code Distribution	9
Part Names & Functions	10
Specifications	100
General Specifications	100
Dimensions	101

- When inserting or removing this card, refer to the owner’s manual supplied with the host device for instructions and safety information.
- To find out whether the host device supports this card, refer to the owner’s manual for the device or visit the following Yamaha Pro Audio website.
<https://www.yamahaproaudio.com/>



Yamaha Eco-Label

Yamaha Eco-Label is a mark that certifies products of high environmental performance. This product has been downsized by 36% relative to our conventional model, Mini-YGDAI card.

PRECAUTIONS

PLEASE READ CAREFULLY BEFORE PROCEEDING

Please keep this manual in a safe place for future reference.



WARNING

Always follow the basic precautions listed below to avoid the possibility of serious injury or even death from electrical shock, short-circuiting, damages, fire or other hazards. These precautions include, but are not limited to, the following:

- Before installing the card in a device, check to make sure that the device is compatible with the card. Also, do not install the card in any Yamaha products not specified by Yamaha for use with the card to prevent electrical shock, fire, or damage to the product(s).
- Do not attempt to disassemble or modify the card. Do not apply excessive force to card connectors or other card components. Doing so may cause electrical shock, fire, or damage to the product(s).
- Be sure to turn off the host device and disconnect the power cable of the host device before installing the card and connecting/disconnecting the cables to prevent electrical shock, undesired noise, or damage to the product(s).
- Be sure to turn off the host device and all peripheral devices connected to the host device before installation, and unplug all related cables to prevent electrical shock, undesired noise, or damage to the product(s).
- Do not place any burning items or open flames near the product. Doing so may cause a fire.



CAUTION

Always follow the basic precautions listed below to avoid the possibility of physical injury to you or others, or damage to the device or other property. These precautions include, but are not limited to, the following:

- Be sure to properly ground the host device to prevent electrical shock, fire, or damage to the product(s).
- Do not touch the metallic leads (pins) of the circuit board when handling the card. Doing so may cause hand cuts.
- Be sure to wear a pair of heavy gloves during installation to prevent scratching or cutting your hands on sharp edges.
- Do not place the product in a location where it may come into contact with corrosive gases or salt air. Doing so may cause damage to the product(s).

Yamaha cannot be held responsible for damage caused by improper use or modifications to the product, or data that is lost or destroyed.

NOTICE

To avoid the possibility of malfunction/damage to the product, damage to data, or damage to other property, follow the notices below.

Handling and maintenance

- Do not connect this product to public Wi-Fi and/or Internet directly. Only connect this product to the Internet through a router with strong password-protections. Consult your router manufacturer for information on security best practices.
- Do not use the product in the vicinity of a TV, radio, or other electric products. Otherwise, the product, TV, or radio may generate noise.
- Do not expose the product to excessive dust or vibration, or extreme cold or heat, in order to prevent the possibility of panel disfiguration, unstable operation, or damage to the internal components.
- Do not install in locations where temperature changes are severe. Otherwise, condensation may form on the inside or the surface of the product, causing it to break.
- If there is reason to believe that condensation might have occurred, leave the product for several hours without turning on the power until the condensation has completely dried out, in order to prevent possible damage.
- Do not place vinyl, plastic or rubber objects on the product, since this might cause alteration or discoloration of the panel.
- Clean the product with a dry and soft cloth. Do not wipe product surfaces with sodium hypochlorite, alcohol, benzene, paint thinners, cleaning fluids, or a chemical-impregnated wiping cloth, which could cause discoloration or change surface characteristics.
- Drain all static electricity from your clothing and body before handling this product. Static electricity can damage this product. Touch an exposed metal part of the host device or other grounded object beforehand.
- Do not touch exposed connectors and metal parts to minimize the possibility of inferior connections.
- Do not drop this product or subject it to physical shock as this can result in breakage and/or malfunction.
- Do not drop screws or other small parts inside the card. If power is applied while screws or similar metal objects are loose inside the unit the card may malfunction or be damaged. If you cannot retrieve dropped objects yourself, refer the problem to qualified Yamaha service personnel.
- Do not remove the screws attached to this product. Otherwise, damage or component failure might occur.

Information

Protection of copyright

- Do not use this product for any purpose that may infringe upon the rights of any third party including copyrights, as established by law in each country or region.
- Yamaha bears no responsibility for any infringement upon third party rights that may occur as a result of using this product.

About functions/data bundled with the product

- This product uses Dante IP Core.
Refer to the Audinate website for details on the open-source licenses for the particular software.
<https://www.audinate.com/software-licensing>

About this manual

- The illustrations as shown in this manual are for instructional purposes only.
- The company names and product names in this manual are the trademarks or registered trademarks of their respective companies.
- Software may be revised and updated without prior notice.

About disposal

- This product contains recyclable components.
When disposing of this product, please contact the appropriate local authorities.

Information for users on collection and disposal of old equipment:



This symbol on the products, packaging, and/or accompanying documents means that used electrical and electronic products should not be mixed with general household waste.

For proper treatment, recovery and recycling of old products, please take them to applicable collection points, in accordance with your national legislation.

By disposing of these products correctly, you will help to save valuable resources and prevent any potential negative effects on human health and the environment which could otherwise arise from inappropriate waste handling.

For more information about collection and recycling of old products, please contact your local municipality, your waste disposal service or the point of sale where you purchased the items.

For business users in the European Union:

If you wish to discard electrical and electronic equipment, please contact your dealer or supplier for further information.

Information on Disposal in other Countries outside the European Union:

This symbol is only valid in the European Union. If you wish to discard these items, please contact your local authorities or dealer and ask for the correct method of disposal.

(58-M02 WEEE en 01)

Introduction

Thank you for purchasing the Yamaha PY64-D.

To take full advantage of the product's functionality, please read this manual before you begin using the product. Afterwards, please keep the manual in a safe place.

Intended User

This product is designed for individuals with skills in operating the host device in which this product is intended to be installed.

Intended Usage

You can install this product in a host device to expand its I/O ports.

Accessories

Owner's Manual (this book)

Available Documentation

- **Owner's Manual (this book)**

This book primarily identifies the part names and explains the functions of this product.

- **Status/Message List**

This list explains the meaning of the [SYSTEM] and [SYNC] indicators, and the appropriate countermeasures to take in response.

<https://manual.yamaha.com/pa/dante/status/>



Firmware Updates

You can update the firmware of this product to improve its operation, add functions, and correct possible malfunctions.

Information on updating the firmware can be found on the following website.

<https://www.yamahaproaudio.com/>

For information on updating the firmware and setting up the host unit, please refer to the firmware update guide available on the website.

About Dante

This product uses Dante as a protocol for transmitting audio signals. Dante is a network protocol developed by Audinate. It is designed to deliver multi-channel audio signals at various sampling and bit rates, as well as device control signals over a Giga-bit Ethernet (GbE) network.

For details on Dante, refer to the Audinate website.

<https://www.audinate.com/>

In addition, a variety of information about Dante can be found on the Yamaha Pro Audio website.

<https://www.yamahaproaudio.com/>

NOTE

With a Dante network, do not use the EEE function* of the network switch.

The EEE function may deteriorate the clock synchronization performance and interrupting audio.

Therefore, please note the following.

- When using managed switches, turn off the EEE function on all ports used for Dante. Do not use a switch that does not allow the EEE function to be turned off.
- When using unmanaged switches, do not use switches that support the EEE function. In such switches, the EEE function cannot be turned off.

* EEE (Energy Efficient Ethernet) is a technology that reduces switch power consumption during periods of low network traffic. It is also known as Green Ethernet and IEEE802.3az.

Source Code Distribution

For three years after the final factory shipment, you may request from Yamaha the source code for any portions of the product which are licensed under the GNU General Public License / GNU Lesser General Public License / RealNetworks Public Source License by writing to the following address:

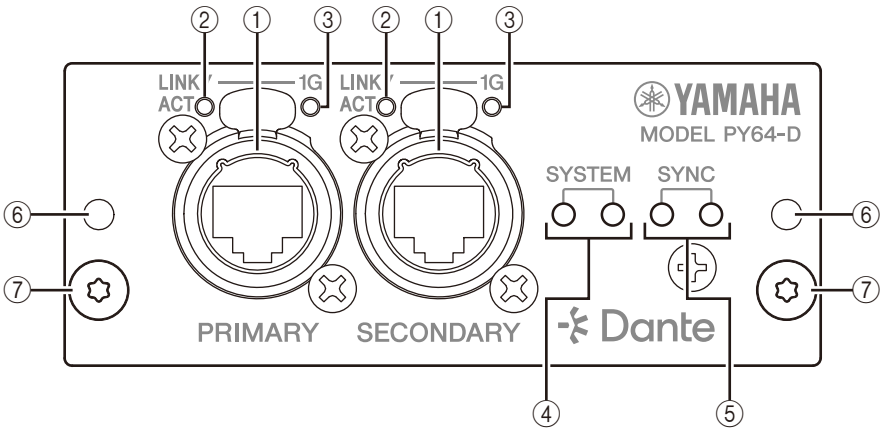
10-1 Nakazawa-cho, Chuo-ku, Hamamatsu, 430-8650, JAPAN
Global Marketing & Sales Department, Professional Solutions Division,
Musical Instruments & Audio Products Business Unit, Yamaha Corporation

The source code will be provided at no charge; however, we may require you to reimburse Yamaha for the cost of delivering the source code to you. The source code can be downloaded by visiting the following URL:

<https://www.yamahaproaudio.com/>

- Note that we shall bear no responsibility whatsoever for any damage arising from changes (additions/deletions) made to the software for this product by a third party other than Yamaha (or party authorized by Yamaha).
- Note that re-use of source code released to the public domain by Yamaha is not guaranteed. Yamaha shall not bear any responsibility whatsoever for the source code.

Part Names & Functions



① Dante [PRIMARY]/[SECONDARY]

These etherCON CAT5e (RJ-45) connectors connect the card to a Dante audio network. They are equipped with a sampling rate converter (SRC). In addition, they support star and daisy-chain configurations.

NOTICE

To avoid electromagnetic interference, use STP (Shielded Twisted Pair) cables that are rated at CAT5e or higher. For STP cables, make sure that the metal part of the connector and the shield part of the cable are in contact with each other using conductive tape or other means.

NOTE

- We recommend using RJ-45 plugs that are compatible with Neutrik etherCON CAT5e connectors. You can also use cables with standard RJ-45 plugs.
 - The maximum length of cable that can be used varies depending on the type of cable. When using CAT5e cables, data can be sent between devices that are connected by up to 100 m of cable.
 - If you plan to use a sampling frequency that is not supported by the target device into which you are installing the card, turn the SRC On. Turn the SRC On or Off on the target device.
 - SRC processing is done in 24 bits.
- ② [LINK/ACT]
- Indicate the communication status of the [PRIMARY] and [SECONDARY] connectors. The indicators flash green when the corresponding connector is sending or receiving data.

③ [1G]

Indicate the connection status of the corresponding [PRIMARY] and [SECONDARY] connectors.

If an indicator is lit orange, the corresponding connector is connected to a Gigabit Ethernet network. If an indicator is not lit, there is a problem with the connection. In this case, check all network cables and switches. If you cannot resolve the problem, please contact your Yamaha dealer.

④ [SYSTEM]

Indicate the operating status of this card.

During normal operation, the green indicator is lit and the red indicator is off. When the unit is turned on, if the green indicator is off and the red indicator is lit or is flashing, an error has occurred.

For more information on the meaning of the indicators, refer to the Status/Message List*.

⑤ [SYNC]

Indicate the status of the Dante clock sync.

When the green indicator is lit, the device that this card is installed in is the clock follower, and the clock is in sync. When the green indicator is flashing, the device that this card is installed in is the clock leader. When the card is turned on, the green indicator should either light or flash; if the indicator does not light or flash, an error has occurred.

For more information on the steadily-lit or flashing orange [SYNC] indicator, or the meaning of each indicator, refer to the Status/Message List*.

⑥ Screw holes

Affix this card to the host device by using these screw holes. Use the screws that came with the host device to affix the card. If the card is not properly affixed, component failure or malfunction may occur.

⑦ Handles

To remove this card from the host device, pull the card toward you while holding these handles.

* Status/Message List

This list explains the meaning of the [SYSTEM] and [SYNC] indicators, and the appropriate countermeasures to take in response.

<https://manual.yamaha.com/pa/dante/status/>



Specifications/Spécifications

General Specifications

Sampling Frequency Range

	Conditions
Dante Clock	44.1 kHz, 48 kHz, 88.2 kHz, 96 kHz (-4%/-0.1%/+0.1%/+4.167%)
Sampling Rate Converter	From 44.1 kHz -4% to 96 kHz +4.167%

Temperature Range

Conditions	Min.	Typ.	Max.	Unit
Operating Temperature Range	0	-	40	°C
Storage Temperature Range	-20	-	60	°C

Digital Input/Output Characteristics

Terminal	Format	Data Length	Level	Audio	Connector
PRIMARY, SECONDARY	Dante	24-bit / 32-bit*1	1000BASE-T	64 ch input 64 ch output	etherCON CAT5e *2 *3

*1 Features a sampling rate converter.

Supported data length: 24-bit only

Supported frequency: From 44.1 kHz -4% to 96 kHz +4.167%

*2 CAT5e or higher cable is used for connection.

*3 STP cable is recommended for connection.

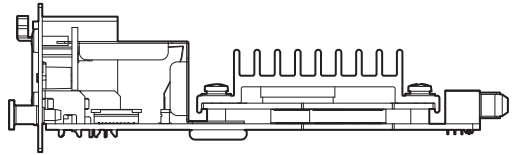
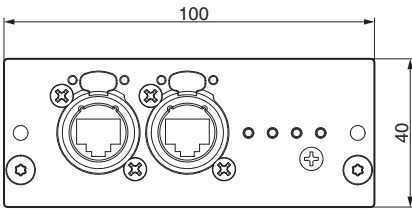
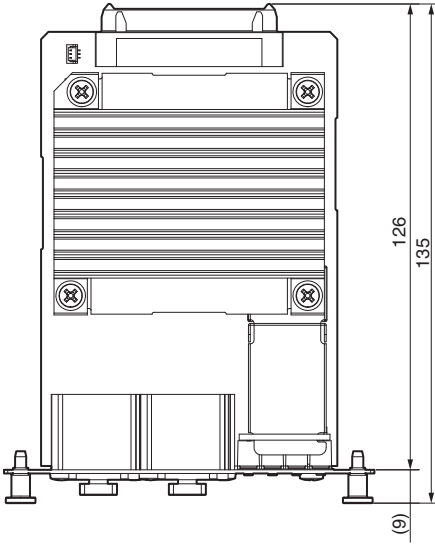
Power consumption:

5.5 W

Dimensions (W × H × D) and Net Weight:

100 mm × 40 mm × 135 mm, 0.3 kg

Dimensions



Unit: mm
Approximate Munsell value of exterior color: N2.25

- The contents of this manual apply to the latest specifications as of the publishing date. To obtain the latest manual, access the Yamaha website then download the manual file.
- Der Inhalt dieser Bedienungsanleitung gilt für die neuesten technischen Daten zum Zeitpunkt der Veröffentlichung. Um die neueste Version der Anleitung zu erhalten, rufen Sie die Website von Yamaha auf und laden Sie dann die Datei mit der Bedienungsanleitung herunter.
- Le contenu de ce mode d'emploi s'applique aux dernières caractéristiques techniques connues à la date de publication du manuel. Pour obtenir la version la plus récente du manuel, accédez au site Web de Yamaha puis téléchargez le fichier du manuel concerné.
- El contenido de este manual se aplica a las últimas especificaciones según la fecha de publicación. Para obtener el último manual, acceda al sitio web de Yamaha y descargue el archivo del manual.
- O conteúdo deste manual se aplica às especificações mais recentes a partir da data de publicação. Para obter o manual mais recente, acesse o site da Yamaha e faça o download do arquivo do manual.
- Il contenuto del presente manuale si applica alle ultime specifiche tecniche a partire dalla data di pubblicazione. Per ottenere la versione più recente del manuale, accedere al sito Web Yamaha e scaricare il file corrispondente.
- В содержании данного руководства приведены последние на момент публикации технические характеристики. Для получения последней версии руководства посетите веб-сайт корпорации Yamaha и загрузите файл с руководством.
- 본 설명서의 내용은 발행일 현재 최신 사양을 기준으로 하고 있습니다. 최신 설명서를 가져오려면 Yamaha 웹사이트에 접속 후 해당 설명서 파일을 다운로드 받으십시오.
- 本書は、発行時点での最新仕様で説明しています。最新版は、ヤマハウェブサイトからダウンロードできます。

Apache License
Version 2.0, January 2004
<http://www.apache.org/licenses/>

TERMS AND CONDITIONS FOR USE, REPRODUCTION, AND DISTRIBUTION

1. Definitions.

"License" shall mean the terms and conditions for use, reproduction, and distribution as defined by Sections 1 through 9 of this document.

"Licensor" shall mean the copyright owner or entity authorized by the copyright owner that is granting the License.

"Legal Entity" shall mean the union of the acting entity and all other entities that control, are controlled by, or are under common control with that entity. For the purposes of this definition, "control" means (i) the power, direct or indirect, to cause the direction or management of such entity, whether by contract or otherwise, or (ii) ownership of fifty percent (50%) or more of the outstanding shares, or (iii) beneficial ownership of such entity.

"You" (or "Your") shall mean an individual or Legal Entity exercising permissions granted by this License.

"Source" form shall mean the preferred form for making modifications, including but not limited to software source code, documentation source, and configuration files.

"Object" form shall mean any form resulting from mechanical transformation or translation of a Source form, including but not limited to compiled object code, generated documentation, and conversions to other media types.

"Work" shall mean the work of authorship, whether in Source or Object form, made available under the License, as indicated by a copyright notice that is included in or attached to the work (an example is provided in the Appendix below).

"Derivative Works" shall mean any work, whether in Source or Object form, that is based on (or derived from) the Work and for which the editorial revisions, annotations, elaborations, or other modifications represent, as a whole, an original work of authorship. For the purposes of this License, Derivative Works shall not include works that remain separable from, or merely link (or bind by name) to the interfaces of, the Work and Derivative Works thereof.

"Contribution" shall mean any work of authorship, including the original version of the Work and any modifications or additions to that Work or Derivative Works thereof, that is intentionally submitted to Licensor for inclusion in the Work by the copyright owner or by an individual or Legal Entity authorized to submit on behalf of the copyright owner. For the purposes of this definition, "submitted" means any form of electronic, verbal, or written communication sent to the Licensor or its representatives, including but not limited to communication on electronic mailing lists, source code control systems, and issue tracking systems that are managed by, or on behalf of, the Licensor for the purpose of discussing and improving the Work, but excluding communication that is conspicuously marked or otherwise designated in writing by the copyright owner as "Not a Contribution."

"Contributor" shall mean Licensor and any individual or Legal Entity on behalf of whom a Contribution has been received by Licensor and subsequently incorporated within the Work.

2. Grant of Copyright License. Subject to the terms and conditions of this License, each Contributor hereby grants to You a perpetual, worldwide, non-exclusive, no-charge, royalty-free, irrevocable copyright license to reproduce, prepare Derivative Works of, publicly display, publicly perform, sublicense, and distribute the Work and such Derivative Works in Source or Object form.

3. Grant of Patent License. Subject to the terms and conditions of this License, each Contributor hereby grants to You a perpetual, worldwide, non-exclusive, no-charge, royalty-free, irrevocable (except as stated in this section) patent license to make, have made, use, offer to sell, sell, import, and otherwise transfer the Work, where such license applies only to those patent claims licensable by such Contributor that are necessarily infringed by their Contribution(s) alone or by combination of their Contribution(s) with the Work to which such Contribution(s) was submitted. If You institute patent litigation against any entity (including a cross-claim or counterclaim in a lawsuit) alleging that the Work or a Contribution incorporated within the Work constitutes direct or contributory patent infringement, then any patent licenses granted to You under this License for that Work shall terminate as of the date such litigation is filed.

4. Redistribution. You may reproduce and distribute copies of the Work or Derivative Works thereof in any medium, with or without modifications, and in Source or Object form, provided that You meet the following conditions:

- (a) You must give any other recipients of the Work or Derivative Works a copy of this License; and
- (b) You must cause any modified files to carry prominent notices stating that You changed the files; and
- (c) You must retain, in the Source form of any Derivative Works that You distribute, all copyright, patent, trademark, and attribution notices from the Source form of the Work, excluding those notices that do not pertain to any part of the Derivative Works; and
- (d) If the Work includes a "NOTICE" text file as part of its distribution, then any Derivative Works that You distribute must include a readable copy of the attribution notices contained within such NOTICE file, excluding those notices that do not pertain to any part of the Derivative Works, in at least one of the following places: within a NOTICE text file distributed as part of the Derivative Works; within the Source form or documentation, if provided along with the Derivative Works; or, within a display generated by the Derivative Works, if and wherever such third-party notices normally appear. The contents of the NOTICE file are for informational purposes only and do not modify the License. You may add Your own attribution notices within Derivative Works that You distribute, alongside or as an addendum to the NOTICE text from the Work, provided that such additional attribution notices cannot be construed as modifying the License.

You may add Your own copyright statement to Your modifications and may provide additional or different license terms and conditions for use, reproduction, or distribution of Your modifications, or for any such Derivative Works as a whole, provided Your use, reproduction, and distribution of the Work otherwise complies with the conditions stated in this License.

5. Submission of Contributions. Unless You explicitly state otherwise, any Contribution intentionally submitted for inclusion in the Work by You to the Licensor shall be under the terms and conditions of this License, without any additional terms or conditions. Notwithstanding the above, nothing herein shall supersede or modify the terms of any separate license agreement you may have executed with Licensor regarding such Contributions.

6. Trademarks. This License does not grant permission to use the trade names, trademarks, service marks, or product names of the Licensor, except as required for reasonable and customary use in describing the origin of the Work and reproducing the content of the NOTICE file.

7. Disclaimer of Warranty. Unless required by applicable law or agreed to in writing, Licensor provides the Work (and each Contributor provides its Contributions) on an "AS IS" BASIS, WITHOUT WARRANTIES OR CONDITIONS OF ANY KIND, either express or implied, including, without limitation, any warranties or conditions of TITLE, NON-INFRINGEMENT, MERCHANTABILITY, or FITNESS FOR A PARTICULAR PURPOSE. You are solely responsible for determining the appropriateness of using or redistributing the Work and assume any risks associated with Your exercise of permissions under this License.

8. Limitation of Liability. In no event and under no legal theory, whether in tort (including negligence), contract, or otherwise, unless required by applicable law (such as deliberate and grossly negligent acts) or agreed to in writing, shall any Contributor be liable to You for damages, including any direct, indirect, special, incidental, or consequential damages of any character arising as a result of this License or out of the use or inability to use the Work (including but not limited to damages for loss of goodwill, work stoppage, computer failure or malfunction, or any and all other commercial damages or losses), even if such Contributor has been advised of the possibility of such damages.

9. Accepting Warranty or Additional Liability. While redistributing the Work or Derivative Works thereof, You may choose to offer, and charge a fee for, acceptance of support, warranty, indemnity, or other liability obligations and/or rights consistent with this License. However, in accepting such obligations, You may act only on Your own behalf and on Your sole responsibility, not on behalf of any other Contributor, and only if You agree to indemnify, defend, and hold each Contributor harmless for any liability incurred by, or claims asserted against, such Contributor by reason of your accepting any such warranty or additional liability.

END OF TERMS AND CONDITIONS

APPENDIX: How to apply the Apache License to your work.

To apply the Apache License to your work, attach the following boilerplate notice, with the fields enclosed by brackets "[]" replaced with your own identifying information. (Don't include the brackets!) The text should be enclosed in the appropriate comment syntax for the file format. We also recommend that a file or class name and description of purpose be included on the same "printed page" as the copyright notice for easier identification within third-party archives.

Copyright [yyyy] [name of copyright owner]

Licensed under the Apache License, Version 2.0 (the "License");
you may not use this file except in compliance with the License.

You may obtain a copy of the License at

<http://www.apache.org/licenses/LICENSE-2.0>

Unless required by applicable law or agreed to in writing, software distributed under the License is distributed on an "AS IS" BASIS,
WITHOUT WARRANTIES OR CONDITIONS OF ANY KIND, either express or implied.
See the License for the specific language governing permissions and limitations under the License.

Yamaha Worldwide Representative Offices

English

For details on the product(s), contact your nearest Yamaha representative or the authorized distributor, found by accessing the 2D barcode below.

Deutsch

Wenden Sie sich für nähere Informationen zu Produkten an eine Yamaha-Vertretung oder einen autorisierten Händler in Ihrer Nähe. Diese finden Sie mithilfe des unten abgebildeten 2D-Strichcodes.

Français

Pour obtenir des informations sur le ou les produits, contactez votre représentant ou revendeur agréé Yamaha le plus proche. Vous le trouverez à l'aide du code-barres 2D ci-dessous.

Español

Para ver información detallada sobre el producto, contacte con su representante o distribuidor autorizado Yamaha más cercano. Lo encontrará escaneando el siguiente código de barras 2D.

Italiano

Per dettagli sui prodotti, contattare il rappresentante Yamaha o il distributore autorizzato più vicino, che è possibile trovare tramite il codice a barre 2D in basso.

Português

Para mais informações sobre o(s) produto(s), fale com seu representante da Yamaha mais próximo ou com o distribuidor autorizado acessando o código de barras 2D abaixo.

Русский

Чтобы узнать подробнее о продукте (продуктах), свяжитесь с ближайшим представителем или авторизованным дистрибьютором Yamaha, воспользовавшись двухмерным штрихкодом ниже.

简体中文

如需有关产品的详细信息，请联系距您最近的Yamaha代表或授权经销商，可通过访问下方的2D条形码找到这些代表或经销商的信息。

繁體中文

如需產品的詳細資訊，請聯絡與您距離最近的 Yamaha 銷售代表或授權經銷商，您可以掃描下方的二維條碼查看相關聯絡資料。

한국어

제품에 대한 자세한 정보는 아래 2D 바코드에 액세스하여 가까운 Yamaha 담당 판매점 또는 공식 대리점에 문의하십시오.



https://manual.yamaha.com/audio/address_list/

Head Office/Manufacturer: Yamaha Corporation 10-1, Nakazawa-cho, Chuo-ku, Hamamatsu, 430-8650, Japan

Importer (European Union): Yamaha Music Europe GmbH Siemensstrasse 22-34, 25462 Rellingen, Germany

Importer (United Kingdom): Yamaha Music Europe GmbH (UK) Sherbourne Drive, Tilbrook, Milton Keynes, MK7 8BL, United Kingdom

AP01

雅马哈乐器音响（中国）投资有限公司
上海市静安区新闻路 1818 号云和大厦 2 楼
客户服务热线：4000517700
公司网址：<https://www.yamaha.com.cn>

ヤマハ株式会社

〒430-8650 静岡県浜松市中央区中沢町10-1

Yamaha Pro Audio global website
<https://www.yamahaproaudio.com/>
Yamaha Downloads
<https://download.yamaha.com/>

© 2024 Yamaha Corporation
Published 08/2024
2024年8月 发行
IPEM-A0



VHE6400